

Mother's Day Two Do List Tulips

These paper crafted flowers are a delightful way to share activity ideas for Mom and you on her special day. Maybe it's a bike ride, dance party, or some cuddle time; just fill in the flowers and start the Two Do fun!

SUPPLIES



scissors



glue



pencil



tape
(optional)


PARTS



tulip 1



tulip 2



stems



tag



Mother's Day
Two Do List Tulips

🌸 thought starters 🌸



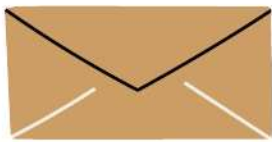
Ride Bikes
together



Backyard
Picnic



Dance
Party!



write a letter
to Grandma



Go
Birdwatching



watch mom's
favorite movie



DIRECTIONS

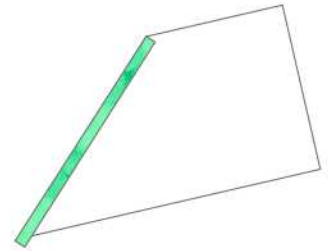
1. Print pages, and cut out pieces. The more you print, the more tulips for Mom.



2. Organize the paper cuts by type: petals, stems, and tag.




3. For the stems: With the white side facing up, tightly roll the paper diagonally from the bottom left corner towards the top right part of the page.




4. Cut off the pointy top, and make three vertical cuts where you will place the tulips.




5. For the Two Do tulips: Grab a petal that has Two Do With Mom on it. In the space provided, fill in a fun activity to do with Mom from your list. Grab two additional plain petals. With the white side facing up, fold the plain petals in half.



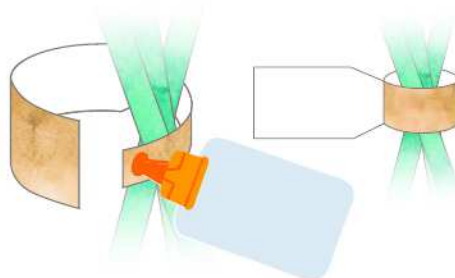
6. Apply glue to the white side of your Two Do petal, and apply two plain petals to form the tulip.



7. Collect the stems, fold the slits outward, and apply glue. Attach the stems to the tulips.



8. For the finishing ring: Apply glue to the outer edge of the narrow strip. Wrap the narrow strip around the stems until you make a complete ring.






9. Share your Two Do Tulips and start the fun! Enjoy with Mom!

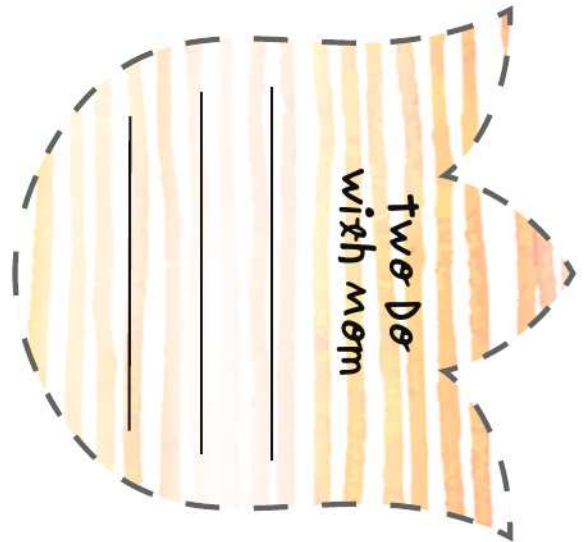




two De List tulips


FLOWER 1




FLOWER 2



STEMS






TAG

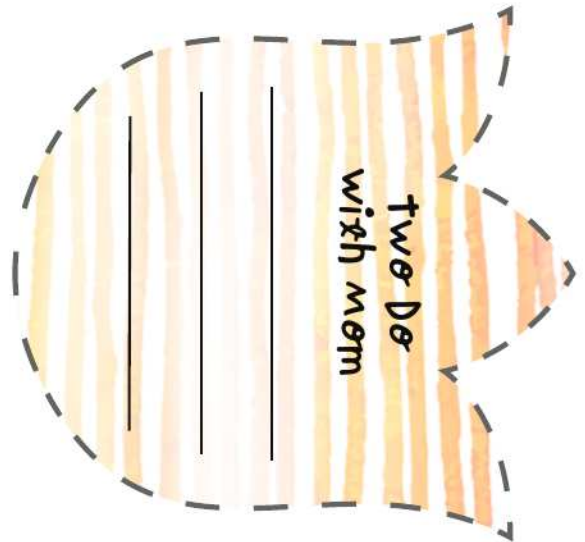




two De List tulips

FLOWER 1



FLOWER 2



STEMS

